

PUFFIN SCHOOLS

**Ages
8-12**

INSPIRATION PACK FOR ...

THE DIARY OF A WIMPY KID SERIES



Suitable for reluctant readers, special educational needs and dyslexic learners



**Includes
Extracts, audio, video, activity
ideas, writing tips and templates!**

Diary of a Wimpy Kid

- ✓ Improve reading comprehension, inference and predictive skills
- ✓ Develop children's creative thinking and problem-solving
- ✓ Encourage reading for pleasure, creativity and imagination
- ✓ Meet RSE objectives to improve personal, social and emotional development

This resource pack can be used with all children in KS2, recommended ages 8-12. It is based on the much-loved **Diary of a Wimpy Kid** series by Jeff Kinney, and invites everyone in your class to get excited about books and reading.

The lessons included have been designed as sequential activities and can be taught as whole units or as individual activities to be dipped in and out of. Each lesson uses a different source of inspiration to suit all learning styles - using extracts, illustrations, video, or audio - in order to develop children's predictive, comprehension and inference skills when looking at text.

Further activities and resources are available in the corresponding **Wimpy Kid Worksheet Pack**, which is referenced throughout these notes.

The lessons here will spark discussion about the different themes in the books, from friendship and family to fun and humour, and will provide lots of opportunity for creativity and imagination - not to mention laughing your socks off together . . .

We hope you enjoy them!

Made by Dyslexia

Made by Dyslexia has created a literacy module to help teachers, educators and parents understand dyslexia and gain essential knowledge in how to recognize and support it.

You can watch the training here https://www.youtube.com/watch?v=JJ-T_yPf05Q

You can find out more about Made by Dyslexia on their website madebydyslexia.org

Diary of a Wimpy Kid


Contents and objectives

- 1. Wimpy book cover challenge** design and illustration **4**
Objectives: analyse book covers; improve inference skills; encourage reading for pleasure; create new book covers.
- 2. Themes: watch the trailer** video **6**
Objectives: use the film trailer to predict important themes; analyse important themes; identify personal, social and emotional themes.
- 3. Getting to grips with Greg** extract and audio **11**
Objectives: develop comprehension and inference skills; find out more about characters and relationships; draw a new character.
- 4. Diaries and comic books** writing tips and templates **16**
Objectives: write in the style of Jeff Kinney's **Diary of a Wimpy Kid**; use the conventions of diary and comic-strip writing.


Diary of a Wimpy Kid

1. Wimpy book cover challenge design & illustration


OBJECTIVES: analyse book covers; improve inference skills; encourage reading for pleasure; create new book covers.




1




2




3




4




5



6




7




8




9




10




11




12




13



14



15



16



17





Diary of a Wimpy Kid

About the covers starter sentences . . .

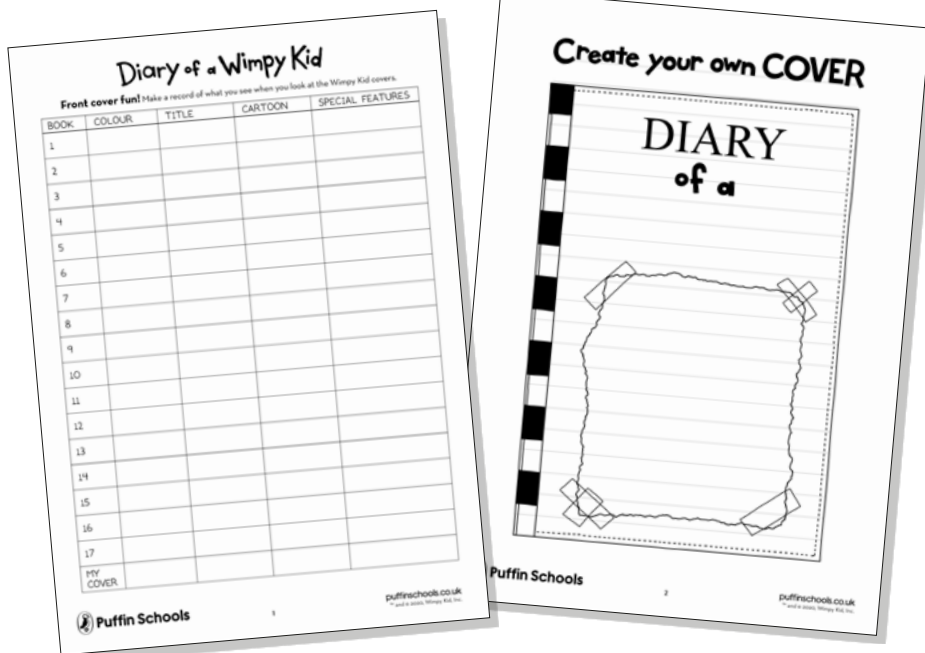
Use the sentences below to help the children to think more deeply about the Wimpy Kid book covers, to make inferences about the books and to explore how covers are designed to entice readers. They can complete these sentence starters or use them to structure a conversation with a partner:

1. My favourite cover is
2. I think the main character is because
3. I predict that the most important ideas and themes in the books are
4. These covers catch the reader's eye because

To develop the lesson . . .

For more book cover activities, complete the first two activities in the **Wimpy Kid Worksheet Pack**  & :

- **Front cover fun!** Ask children to **record** what they see when they analyse the Wimpy Kid covers.
- **Create your own COVER** Use the ready-made cover templates to create a **brand-new** Wimpy Kid cover.



Diary of a Wimpy Kid

2. Themes: watch the trailer video

OBJECTIVES: use the film trailer to predict important themes; analyse important themes; identify personal, social and emotional themes.

Did you know that the Wimpy Kid books were also made into a series of films? This trailer is **1 minute and 37 seconds long** and is a perfect introduction to some of the main characters and themes in the Wimpy Kid series.



Diary of a Wimpy Kid movie trailer

<https://www.youtube.com/watch?v=maHOZFcfMek>

Word bank

Ask the children to discuss the possible themes of the **Diary of a Wimpy Kid** books with a partner. Use the word bank below:

SCHOOL

EMBARRASSMENT

PARENTS

FAMILY

LOVE

SURVIVAL

FRIENDSHIP

DIFFERENCE

INDIVIDUALITY

COMEDY

ORDINARY

STRANGE

BOREDOM

NORMALITY


RELATIONSHIPS

IDENTITY

Diary of a Wimpy Kid


To develop the lesson . . .

Use the theme cards in the **Wimpy Kid Worksheet Pack** 3 to think more in depth about the different ideas that Jeff Kinney explores in the series.



Put students into pairs or groups and give them one of the theme cards. First of all, ask them what they know already about the theme they have been given. In some cases, they can discuss the relevance of the theme in their own lives.

Then ask children to read the extract supplied from pages 18–21 of **Diary of a Wimpy Kid**. Can they find examples of where their theme is mentioned? Share ideas about all the themes in some whole-class feedback.




See the next two pages for the extract.

Diary of a Wimpy Kid

Extract from Diary of a Wimpy Kid

We were getting our stuff from our lockers at the end of the day, and Rowley came up to me and said -



I have told Rowley at least a billion times that now that we're in middle school, you're supposed to say "hang out", not "play". But no matter how many noogies I give him, he always forgets the next time.

I've been trying to be a lot more careful about my image ever since I got to middle school. But having Rowley around is definitely not helping.

18

I met Rowley a few years ago when he moved into my neighbourhood.

His mom bought him this book called "How to Make Friends in New Places", and he came to my house trying all these dumb gimmicks.



I guess I kind of felt sorry for Rowley, and I decided to take him under my wing.

It's been great having him around, mostly because I get to use all the tricks Rodrick pulls on ME.


19

Diary of a Wimpy Kid

Extract from **Diary of a Wimpy Kid**

DID YOU KNOW THAT IF YOUR HAND IS BIGGER THAN YOUR FACE IT'S A SIGN OF "LOW INTELLIGENCE"?

REALLY?




HA!
GOTCHA!

WHAP!



BUT DO I
HAVE "LOW
INTELLIGENCE"?

HMM... LET
ME CHECK
AGAIN.



20


Monday

You know how I said I play all sorts of pranks on Rowley? Well, I have a little brother named Manny, and I could NEVER get away with pulling any of that stuff on him.

Mom and Dad protect Manny like he's a prince or something. And he never gets in trouble, even if he really deserves it.

Yesterday, Manny drew a self-portrait on my bedroom door in permanent marker. I thought Mom and Dad were really going to let him have it, but as usual, I was wrong.

AWWWW...



21

Diary of a Wimpy Kid

If you want more help completing these activities, find the following in the **Wimpy Kid Worksheet Pack**:

- **Wimpy Kid Theme cards** ³ Identify important themes in the Wimpy Kid series and explore them in more detail.
- **Diary of a Wimpy Kid Theme sheet** ⁴ Use this sheet to record ideas about the themes in the books.
- **TIP: find out more about Jeff Kinney** by watching the **Meet Jeff Kinney Playlist** below!
- **Author Profile: Jeff Kinney** ⁵ The students record what they find out about author Jeff Kinney!



Meet Jeff Kinney

<https://www.youtube.com/playlist?list=PLeicdUVvzmGSnPkD54gf492Gyc4dgbVG->

Diary of a Wimpy Kid

3. Getting to grips with Greg extract and audio

OBJECTIVES: develop comprehension and inference skills; find out more about characters and relationships; draw a new character.



See the next two pages for the extract.



<https://soundcloud.com/puffin-books-uk/diary-of-a-wimpy-kid-by-jeff-kinney-read-by-dan-russell/s-KeEvFfP25cs>

About the extract: starter questions . . .

1. What is Greg's style of writing? What does this say about him?
2. What is Greg 'having a seriously hard time getting used to'?
3. What do you think Greg's relationship with Rodrick is? What makes you think this?
4. What other relationships can you see in this extract? Why do you think they are important?

Find examples in the extract that Greg is:

FUNNY

TRUSTING

NAÏVE

Diary of a Wimpy Kid

Extract from Diary of a Wimpy Kid

But it's not that easy remembering to keep your fingers crossed every moment of the day. I ended up taping mine together so they'd stay crossed all the time. I got a D in handwriting, but it was totally worth it.

This one kid named Abe Hall got the Cheese Touch in April, and nobody would even come near him for the rest of the year. This summer Abe moved away to California and took the Cheese Touch with him.

I just hope someone doesn't start the Cheese Touch up again, because I don't need that kind of stress in my life any more.


Thursday

I'm having a seriously hard time getting used to the fact that summer is over and I have to get out of bed every morning to go to school.

My summer did not exactly get off to a great start, thanks to my older brother Rodrick.

10

A couple of days into summer vacation, Rodrick woke me up in the middle of the night. He told me I slept through the whole summer, but that luckily I woke up just in time for the first day of school.



You might think I was pretty dumb for falling for that one, but Rodrick was dressed up in his school clothes and he'd set my alarm clock ahead to make it look like it was the morning. Plus, he closed my curtains so I couldn't see that it was still dark out.


After Rodrick woke me up, I just got dressed and went downstairs to make myself some breakfast, like I do every morning on a school day.

11

Diary of a Wimpy Kid

Extract from Diary of a Wimpy Kid

But I guess I must have made a pretty big racket because the next thing I knew, Dad was downstairs, yelling at me for eating Cheerios at 3:00 in the morning.




It took me a minute to figure out what the heck was going on.

After I did, I told Dad that Rodrick had played a trick on me, and HE was the one that should be getting yelled at.

Dad walked down to the basement to chew Rodrick out, and I tagged along. I couldn't wait to see Rodrick get what was coming to him.

12


But Rodrick covered up his tracks pretty good. And to this day, I'm sure Dad thinks I've got a screw loose or something.



Friday

Today at school we got assigned to reading groups.

They don't come right out and tell you if you're in the Gifted group or the Easy group, but you can figure it out right away by looking at the covers of the books they hand out.



13

Diary of a Wimpy Kid

To develop the lesson . . .


Did you know that author Jeff Kinney has made a video playlist of Cartooning Tips? This one is **3 minutes and 32 seconds long** and will help children to draw different facial expressions for Greg to show how he is feeling.



Draw Diary of a Wimpy Kid with Jeff Kinney

<https://www.youtube.com/watch?v=vN3HS-YjXao>


On the templates below, encourage students to recreate the facial expressions that Jeff draws for Greg. Can they add something that they think he might be saying?



GREG 1 : MIGHT BE SAYING . . .

" _____ "


_____ "



GREG 3 : MIGHT BE SAYING . . .

" _____ "


_____ "



GREG 2 : MIGHT BE SAYING . . .

" _____ "

_____ "



GREG 4 : MIGHT BE SAYING . . .



" _____ "

_____ "

Diary of a Wimpy Kid

To create their own Wimpy Kid character, find the following in the **Wimpy Kid Worksheet Pack**:

- **Create Your Own Character** 6 Using what they've found out from Jeff Kinney's Cartooning Tips, ask the children to create their own Wimpy Kid character!



Diary of a Wimpy Kid

4. Diaries and comic books writing tips and templates

OBJECTIVES: write in the style of Jeff Kinney's **Diary of a Wimpy Kid**; use the conventions of diary and comic strip writing.

Jeff Kinney has created a series of Boomwriting Tips; each one is around **one minute long** and there are seven in total, which means it takes only 7 minutes to watch them all! They include tips on finding inspiration, writing characters based on people you know and creating brilliant openings – it's the perfect resource for budding young writers!



Wimpy Kid Boomwriting Tips from Jeff Kinney

https://www.youtube.com/watch?v=ztSkvNXhvw4&list=PLeicdUVvzmGSzo_rAijj7LKTOYxIFEpjGB&index=1

Using the Boomwriter Tips . . . take up the challenge

Give children time to watch and learn from these tips, and to make a note of all seven. They might even discuss with a partner which tip they want to try out first.

To get started, begin with Tip 1: to collect ideas and stories from 'ordinary life experience.' Challenge children to collect everything that happens to them in one day using a sketchbook or scrapbook. They might record pieces of dialogue, they might draw funny events throughout the day, or they might write a description of what they do at break time. All of it is useful when it comes to writing stories!

As Jeff says: 'keep your EARS and EYES open for funny and interesting things that happen; these are the things that make a story great.'

Diary of a Wimpy Kid

To develop the lesson . . .

As a class, think about Jeff Kinney's style of writing and try to use it to CREATE your own Diary of a Classroom, all together! Prompt the children to think about the sorts of things they've done today. Remember, they can be normal, everyday things from 'ordinary life.'

Focus on trying to create Greg Heffley's **voice** and **style** when writing together. For example, how will they make it funny? What tone will they take? What sort of opinions would Greg have, and how would he express them?

Diary of a Wimpy Kid
Diary template

Use the template below either to write a diary entry as a whole class or to create your own diary entry for the day! Try to write in Greg's voice and style.

7.00 A.M.
10.00 A.M.
2.00 P.M.
5.30 P.M.
9.00 P.M. (BEDTIME)

Puffin Schools puffinschools.co.uk
TM and © 2020, Wimpy Kid, Inc.

If your students want to **write** more in the style of **Diary of a Wimpy Kid**, find the following in the **Wimpy Kid Worksheet Pack**:

- **Diary template** 7 Write a diary entry as a whole class or create their own diary entry for the day in Greg's voice and style.
- **Comic book panel planner** 8 Use the sheet to plan and draft what might happen in their own comic strip.
- **Make your OWN Comics** 9 Use the template to help them create their own comic strip with pictures and words.

Diary of a Wimpy Kid
Diary template

Use the template below either to write a diary entry as a whole class or to create your own diary entry for the day! Try to write in Greg's voice and style.

7.00 A.M.
10.00 A.M.
2.00 P.M.
5.30 P.M.
9.00 P.M. (BEDTIME)

Puffin Schools puffinschools.co.uk
TM and © 2020, Wimpy Kid, Inc.

Diary of a Wimpy Kid
Comic book panel planner

Plan and draft what might happen in your own comic strip!

PANEL 1:
SETTING:
CHARACTERS PRESENT:
THOUGHT/SPEECH BUBBLES:
ONKWTORQEA:

PANEL 2:
SETTING:
CHARACTERS PRESENT:
THOUGHT/SPEECH BUBBLES:
ONKWTORQEA:

PANEL 3:
SETTING:
CHARACTERS PRESENT:
THOUGHT/SPEECH BUBBLES:
ONKWTORQEA:

PANEL 4:
SETTING:
CHARACTERS PRESENT:
THOUGHT/SPEECH BUBBLES:
ONKWTORQEA:

PANEL 5:
SETTING:
CHARACTERS PRESENT:
THOUGHT/SPEECH BUBBLES:
ONKWTORQEA:

PANEL 6:
SETTING:
CHARACTERS PRESENT:
THOUGHT/SPEECH BUBBLES:
ONKWTORQEA:

PANEL 7:
SETTING:
CHARACTERS PRESENT:
THOUGHT/SPEECH BUBBLES:
ONKWTORQEA:

Puffin Schools puffinschools.co.uk
TM and © 2020, Wimpy Kid, Inc.

Make your OWN comics

Use the template to help you create your own comic strip with pictures and words.

Puffin Schools puffinschools.co.uk
TM and © 2020, Wimpy Kid, Inc.

DIARY

of a Wimpy Kid

WORKSHEETS

This Wimpy Kid Worksheet pack should be used alongside the Wimpy Kid Resource Pack, for extra activities and ideas.


This pack is recommended for KS2 and contains a variety of activities, including how to create your own characters, draw your own Wimpy book cover and make your own comic.

Diary of a Wimpy Kid

Front cover fun! Make a record of what you see when you look at the Wimpy Kid covers.

BOOK	COLOUR	TITLE	CARTOON	SPECIAL FEATURES
1				
2				
3				
4				
5				
6				
7				
8				
9				
10				
11				
12				
13				
14				
15				
16				
17				
18				
MY COVER				


Create your own COVER



Wimpy Kid

Theme cards


Identify important themes in the **Wimpy Kid** series and explore them in more detail.



GREG HEFFLEY




™ and © 2020, Wimpy Kid, Inc.



SCHOOL




™ and © 2020, Wimpy Kid, Inc.



ANNOYING SIBLINGS




™ and © 2020, Wimpy Kid, Inc.



EMBARRASSING PARENTS




™ and © 2020, Wimpy Kid, Inc.



GIRLS



™ and © 2020, Wimpy Kid, Inc.



BEST FRIENDS



™ and © 2020, Wimpy Kid, Inc.

Diary of a Wimpy Kid

Theme sheet

Use this sheet to record your ideas about the themes in the books.

CATEGORY	INFORMATION I GATHERED
GREG HEFFLEY	
SCHOOL	
ANNOYING SIBLINGS	
EMBARRASSING PARENTS	
GIRLS	
BEST FRIENDS	

Diary of a Wimpy Kid



Use the Internet, the biography in the **Wimpy Kid** books and the YouTube playlists to find out more about author Jeff Kinney. Record your findings here.

AUTHOR PROFILE: JEFF KINNEY

AGE:
.....

PLACE OF BIRTH:
.....

FAMILY:
.....
.....

INTERESTS:
.....
.....
.....

BOOKS:
.....
.....
.....
.....
.....
.....

AWARDS:
.....
.....
.....
.....
.....
.....

FILMS:
.....
.....
.....
.....
.....
.....

Diary of a Wimpy Kid

Create your own character!

Using what you've found out from Jeff Kinney's Cartooning Tips, create your own Wimpy Kid character!

My **Wimpy Kid** character

Diary of a Wimpy Kid

Diary template

Use the template below either to write a diary entry as a whole class or to create your own diary entry for the day! Try to write in Greg's voice and style.

	7.00 A.M.
	10.00 A.M.
	2.00 P.M.
	5.30 P.M.
	9.00 P.M. (BEDTIME)

Diary of a Wimpy Kid

Comic book panel planner

Plan and draft what might happen
in your own comic strip!

PANEL 1:

SETTING:
.....

CHARACTERS PRESENT:
.....

THOUGHT/SPEECH BUBBLES:
.....

ONOMATOPOEIA:
.....



™ and © 2020, Wimpy Kid, Inc.

PANEL 2:

SETTING:
.....

CHARACTERS PRESENT:
.....

THOUGHT/SPEECH BUBBLES:
.....

ONOMATOPOEIA:
.....



™ and © 2020, Wimpy Kid, Inc.

PANEL 3:

SETTING:
.....

CHARACTERS PRESENT:
.....

THOUGHT/SPEECH BUBBLES:
.....

ONOMATOPOEIA:
.....



™ and © 2020, Wimpy Kid, Inc.

PANEL 4:

SETTING:
.....

CHARACTERS PRESENT:
.....

THOUGHT/SPEECH BUBBLES:
.....

ONOMATOPOEIA:
.....



™ and © 2020, Wimpy Kid, Inc.

PANEL 5:

SETTING:
.....

CHARACTERS PRESENT:
.....

THOUGHT/SPEECH BUBBLES:
.....

ONOMATOPOEIA:
.....



™ and © 2020, Wimpy Kid, Inc.

PANEL 6:

SETTING:
.....

CHARACTERS PRESENT:
.....

THOUGHT/SPEECH BUBBLES:
.....

ONOMATOPOEIA:
.....



™ and © 2020, Wimpy Kid, Inc.

PANEL 7:

SETTING:
.....


CHARACTERS PRESENT:
.....

THOUGHT/SPEECH BUBBLES:
.....


ONOMATOPOEIA:
.....







™ and © 2020, Wimpy Kid, Inc.



Make your OWN comics




Use the template to help you create your own comic strip with pictures and words.



Diary of a Wimpy Kid

Closet template


Use this template to draw your closet! What can we learn about you from what's inside?



Diary of a Wimpy Kid

Poster template

Imagine, like Greg, you are planning a yard sale. Create a poster to entice people to visit your yard sale - and don't forget to use persuasive language and techniques! Use pages 10-11 in the book to help you.



A *Wimpy Kid* STORY

Diary of an Awesome Friendly Kid friendship recipe

In **Diary of an Awesome Friendly Kid**, Rowley talks about how Greg is his best friend. What does it mean to be best friends with someone? What qualities do you expect in a best friend?

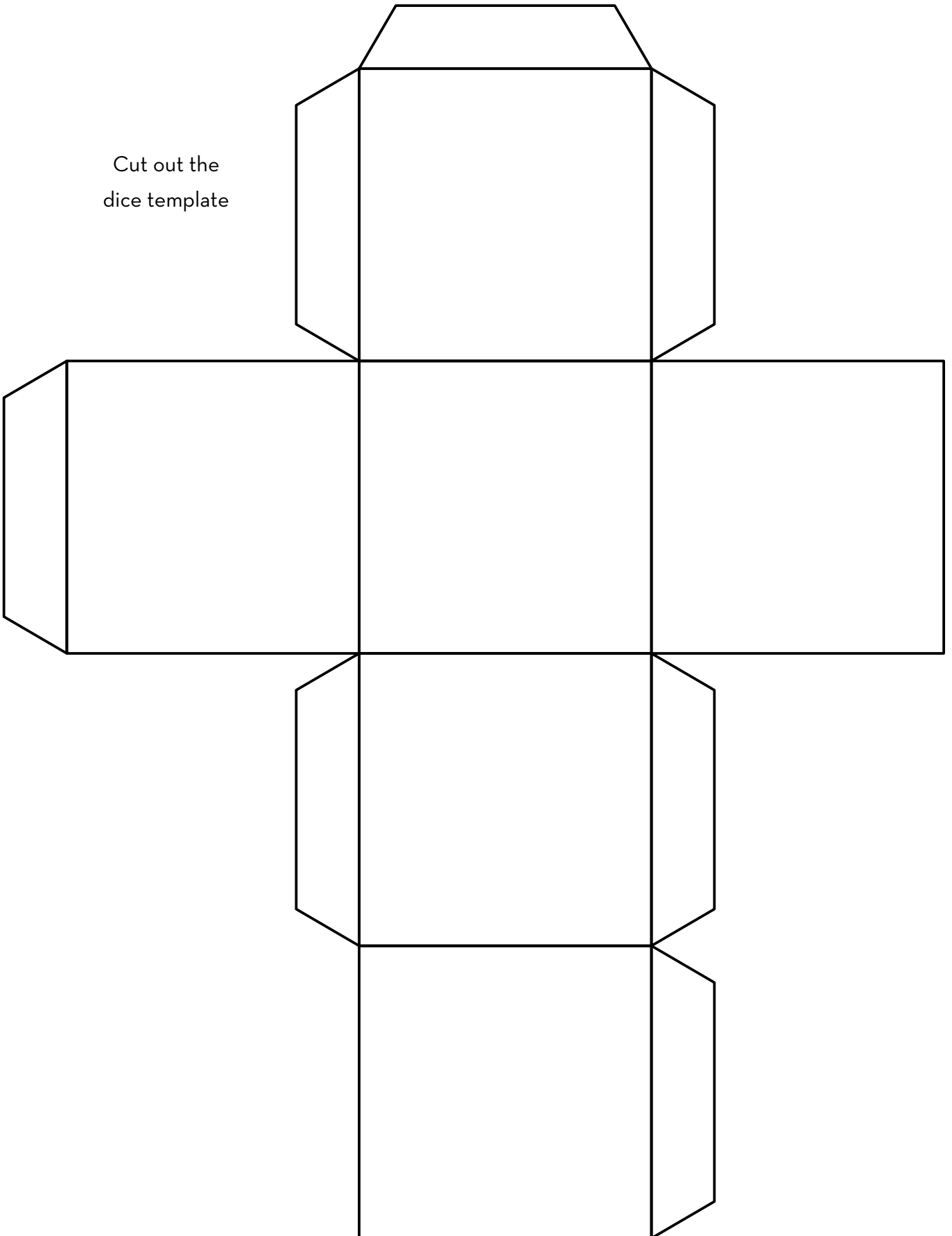
Write a list of ingredients for friendship and create a friendship recipe!

	FRIENDSHIP RECIPE
✓	
✓	
✓	
✓	
✓	
✓	
✓	
✓	
✓	
✓	
✓	

A *Wimpy Kid* STORY

Rowley Jefferson's Awesome Friendly Spooky Stories story dice template


Cut out the
dice template



A *Wimpy Kid* STORY

Rowley Jefferson's Awesome Friendly Spooky Stories story starter cards

<p>THERE IS SOMETHING YOU OUGHT TO KNOW: MY BEST FRIEND IS NOW A ZOMBIE</p>	<p>I WRITE THIS SITTING IN A CUPBOARD WITH A DEMON</p>
<p>I WAS THE ONLY ONE LEFT. THE ONLY ONE TO MAKE IT THROUGH THE DUNGEON WITHOUT SCREAMING...</p>	<p>THE AIR TURNED GREY ALL AROUND ME</p>
<p>A SHRILL CRY ECHOED FROM BEHIND THE CURTAIN</p>	<p>MY HAIR STOOD ON END, SHIVERS RACED DOWN MY SPINE...</p>



A *Wimpy Kid* STORY

Rowley Jefferson's Awesome Friendly Spooky Stories storyboard

Use the storyboard to draft ideas for your story in six scenes!

The storyboard consists of six rectangular panels arranged in a 2x3 grid. Each panel is enclosed in a dashed border and has a small black dot in the top-left corner and a folded-corner icon in the top-right corner. A horizontal dotted line is drawn near the bottom of each panel, with a circled number (1 through 6) positioned at the start of the line on the left side. The panels are intended for drafting ideas for six scenes in a story.